



Features


- Single and three phase application.
- High Capacitance 1.0 ~ 10 μ F.

Applications

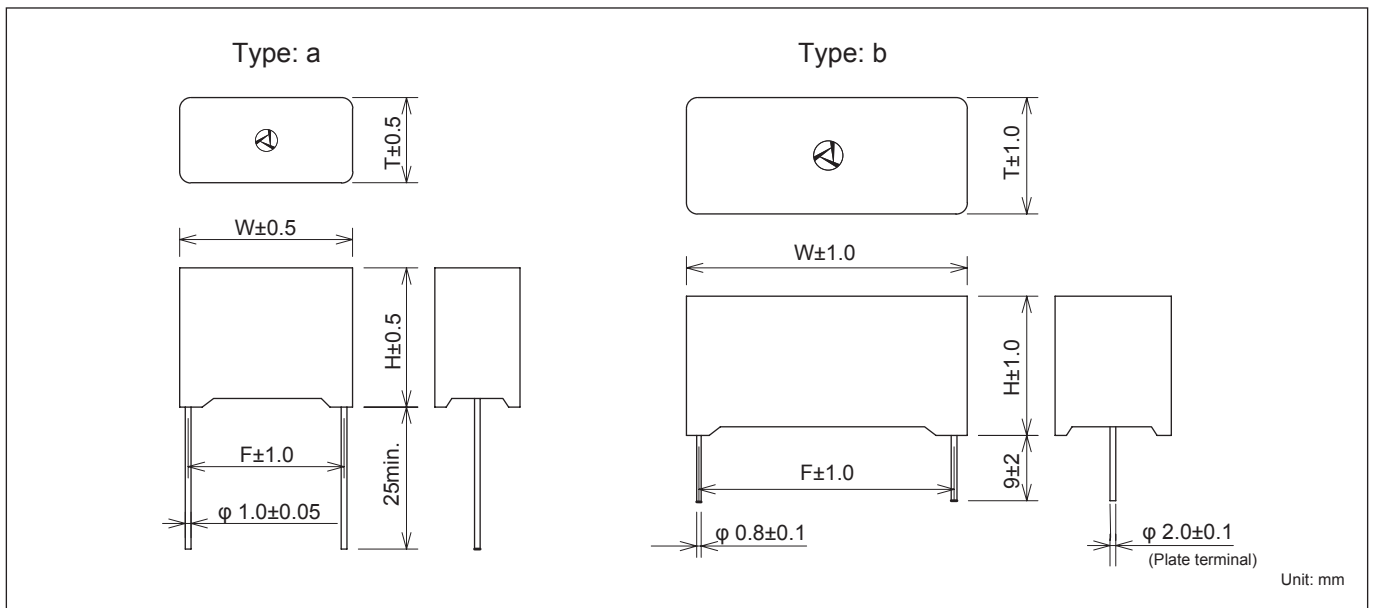
- Suppressing noise occurring in large power systems, such as 3 phase 500VAC inverters, and welding machines.



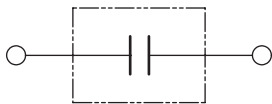
Safety Standard		File No.
UL	:UL1283	E78644
cUL	:C22.2 No.8	
SEMKO	:IEC/EN 60384-14: 2005	712459



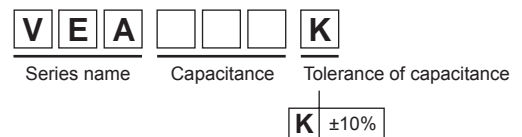
Dimensions



Circuit



Model numbering system



Electrical Specifications

Rated Voltage **300VAC**

Safety Standard	Class	Model Number	Capacitance μ F \pm 10%	Dimensions				Type	Dissipation Factor	Test Voltage	Insulation Resistance
				W	H	T	F				
	X2	VEA105K	1.0	30.5	24.5	15.0	27.5	a	0.001max. (at 1kHz)	Line to Line 1,450VDC 60sec. or 1,000VAC 60sec.	Line to Line 5,000 Ω ·Fmin.
		VEA155K	1.5	41.0	28.0	15.5	37.5				
		VEA225K	2.2		32.5	17.5					
		VEA305K	3.0	59.5	33.0	20.5	55.0				
		VEA335K	3.3		43.5	21.5					
		VEA475K	4.7			30.5		30.5			
		VEA685K	6.8								
		VEA106K	10.0								

Operating Temperature: -40~+100°C