




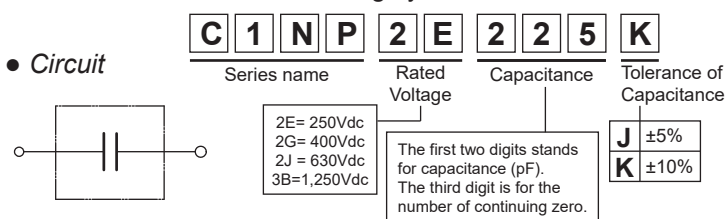
Features

- High performance.
- High capacitance.
- High surge withstand voltage and high current withstand capability.

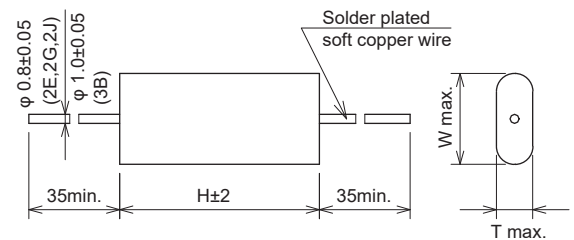
Applications

- High frequency circuit, High voltage resonant circuit, Snubber circuit and Protection of semiconductors.

• Model numbering system



• Dimensions



Unit: mm

Electrical Specifications

Rated Voltage	Model Number	Capacitance μF	Dimensions (mm)				Dissipation Factor	Test Voltage	Insulation Resistance
			W	H	T	φ d			
2E (250Vdc)	C1NP2E225□	2.2	20.0	44.0	8.0	0.001max. (at 1kHz)	Rated Voltage ×1.75Vdc (2~5sec)	20,000Ω·Fmin. (at 20°C, 100Vdc)	
	C1NP2E275□	2.7	21.5	44.0	9.0				
	C1NP2E335□	3.3	22.0	44.0	10.5				
	C1NP2E395□	3.9	23.5	44.0	11.5				
	C1NP2E475□	4.7	25.0	44.0	13.0				
	C1NP2E565□	5.6	27.0	44.0	14.5				
	C1NP2E685□	6.8	28.5	44.0	16.5				
	C1NP2E825□	8.2	33.5	44.0	17.5				
	C1NP2E106□	10	34.5	44.0	19.5				
2G (400Vdc)	C1NP2G126□	12	37.0	44.0	22.0	0.001max. (at 1kHz)	Rated Voltage ×1.75Vdc (2~5sec)	20,000Ω·Fmin. (at 20°C, 100Vdc)	
	C1NP2G125□	1.2	20.5	44.0	9.0				
	C1NP2G155□	1.5	22.0	44.0	10.5				
	C1NP2G185□	1.8	23.5	44.0	11.5				
	C1NP2G225□	2.2	25.0	44.0	13.0				
	C1NP2G275□	2.7	26.5	44.0	14.5				
	C1NP2G335□	3.3	28.5	44.0	16.5				
	C1NP2G395□	3.9	32.0	44.0	17.5				
C1NP2G475□	4.7	34.5	44.0	19.0					
2J (630Vdc)	C1NP2J824□	0.82	20.5	44.0	9.5	0.001max. (at 1kHz)	Rated Voltage ×1.75Vdc (2~5sec)	20,000Ω·Fmin. (at 20°C, 100Vdc)	
	C1NP2J105□	1.0	21.5	44.0	10.0				
	C1NP2J125□	1.2	23.0	44.0	11.5				
	C1NP2J155□	1.5	24.5	44.0	13.0				
	C1NP2J185□	1.8	26.5	44.0	14.5				
	C1NP2J225□	2.2	28.0	44.0	16.0				
	C1NP2J275□	2.7	30.5	44.0	17.5				
	C1NP2J335□	3.3	35.0	44.0	20.0				
3B (1250Vdc)	C1NP3B105□	1.0	30.0	60.0	20.5	0.001max. (at 1kHz)	Rated Voltage ×1.75Vdc (2~5sec)	20,000Ω·Fmin. (at 20°C, 100Vdc)	
	C1NP3B125□	1.2	32.5	60.0	23.0				
	C1NP3B155□	1.5	35.5	60.0	26.0				
	C1NP3B185□	1.8	38.5	60.0	29.0				
	C1NP3B225□	2.2	38.0	70.0	28.5				
	C1NP3B275□	2.7	41.5	70.0	32.0				
	C1NP3B335□	3.3	45.5	70.0	36.0				
	C1NP3B395□	3.9	49.0	70.0	39.5				
C1NP3B475□	4.7	53.0	70.0	44.0					

□:J=Tolerance of Capacitance ±5%, K=Tolerance of Capacitance ±10%

Operating Temperature: -40~+85°C