
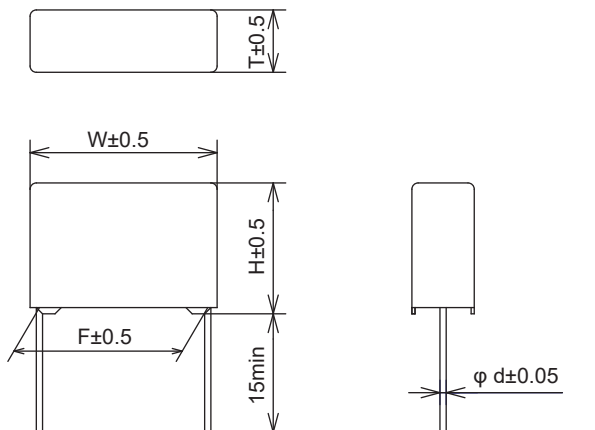


**Features**

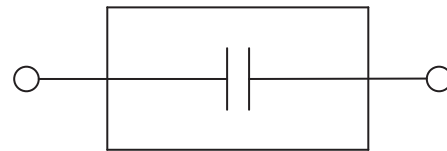
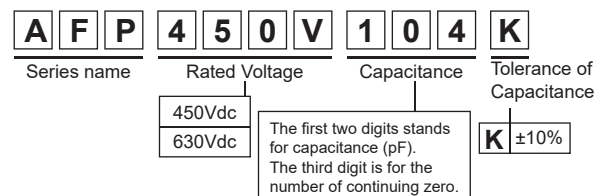
- 30% smaller size of HCE series
- High withstand voltage (line to case) by resin case

Applications

- Active filter circuit for electrical appliances (PFC circuit)

**Dimensions**

Unit: mm

Circuit**Model numbering system****Electrical Specifications**

Rated Voltage	Model Number	Capacitance $\mu\text{F} \pm 10\%$	Dimensions (mm)					Dissipation Factor	Test Voltage	Insulation Resistance
			W	H	T	F	ϕd			
450Vdc	AFP450V104K	0.1	12.0	11.5	6.5	10.0	0.6	0.002max. (at 1kHz)	Rated Voltage $\times 1.75\text{Vdc}$ (2~5sec)	$C \leq 0.33\mu\text{F}$ 50,000M Ω min.
	AFP450V154K	0.15	14.0	11.5	7.0	12.5	0.6			
	AFP450V224K	0.22	14.0	13.5	8.5	12.5	0.6			
	AFP450V334K	0.33	14.0	15.5	10.0	12.5	0.6			
	AFP450V474K	0.47	17.0	16.5	11.5	15.0	0.6			
	AFP450V684K	0.68	22.5	17.0	10.0	20.0	0.6			
	AFP450V105K	1.0	22.5	20.5	12.0	20.0	0.6			
	AFP450V155K	1.5	26.0	22.0	13.5	22.5	0.8			
AFP450V225K	2.2	26.0	25.0	17.0	22.5	0.8	$C > 0.33\mu\text{F}$ 20,000 Ω ·Fmin. (at 20°C, 100Vdc)			
630Vdc	AFP630V104K	0.1	17.0	12.0	6.0	15.0				0.6
	AFP630V154K	0.15	17.0	15.0	8.0	15.0				0.6
	AFP630V224K	0.22	17.0	16.0	9.0	15.0				0.6
	AFP630V334K	0.33	25.5	17.5	8.0	22.5				0.8
	AFP630V474K	0.47	25.5	19.0	9.5	22.5				0.8
	AFP630V684K	0.68	30.5	21.0	10.5	27.5				0.8
	AFP630V105K	1.0	30.5	23.0	12.5	27.5				0.8
	AFP630V155K	1.5	30.5	27.5	17.0	27.5	0.8			
AFP630V225K	2.2	30.5	30.5	20.5	27.5	0.8				

Operating Temperature: -55~+100°C



● *Permissible current data*

The representative capacity value's permissible current characteristics per rated voltage is shown below.
Please ask a sales representative for capacitance data not shown below.

