

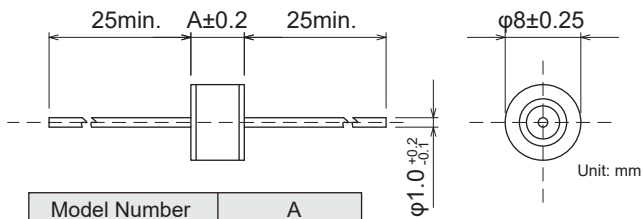
### Features

- High impulse current capability
- Withstands AC current
- High insulation resistance and low capacitance
- ITU-T compliant

### Applications

- Telephone, PBX, wireless base station, optical transmission equipments, CATV transmission equipments, fire alarm systems and home security systems

### Dimensions




Model Number	A
R28-□□□-BHL	5.7
R28-□□□-BJL	6.05
R28-□□□-BKL	7.5
R28-□□□-BRL	9.0

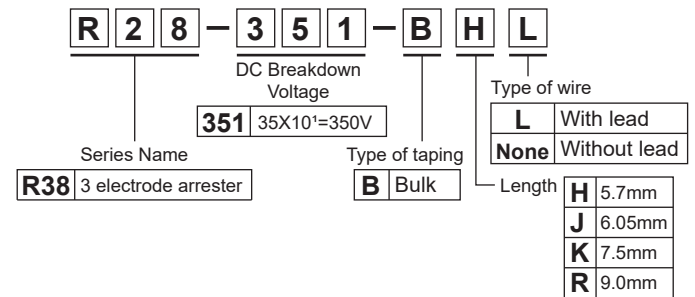


Safety Standard		File No.*
UL	:UL497B	E139599
	:UL1449	E332107

\* File No. may be revised without notice. Please contact us at the time of your request for certifications.



### Model numbering system



### Electrical Specifications

#### Low Voltage Type

(Conforms to ITU-T)

Safety Standard	Model Number	DC Breakdown Voltage 100V/s~2,000V/s (V) ±20	Impulse Sparkover Voltage 100V/μs (V) max. *1	Insulation Resistance (MΩ) min.	Capacitance 1MHz (pF) max.	Impulse Life Test 10/1,000μs (A)300 times	Alternating Discharge Current 50Hz, 1s 10 times (A)	Impulse Discharge Current 8/20μs (A) 10times
UL 497B	R28-900-BHL	90	450	10,000(DC50V)	1.5	100	10	10,000
UL 1449	R28-231-BHL	230	600	10,000(DC100V)				
	R28-251-BHL	250						
○ <sup>-2</sup>	R28-301-BHL	300	650					
○ <sup>-2</sup>	R28-351-BHL	350	750					
○ <sup>-2</sup>	R28-401-BHL	400	800					
○ <sup>-2</sup>	R28-471-BHL	470	900					
○ <sup>-2</sup>	R28-601-BHL	600	1,300					

\*1 Representative value

#### High Voltage Type

Safety Standard	Model Number	DC Breakdown Voltage 500V/s (V) ±20	Insulation Resistance (MΩ) min.	Capacitance 1MHz (pF) max.	Withstanding Voltage	Impulse Life Test 8/20μs (A) 300 times	Impulse Discharge Current 8/20μs (A)
UL 1449	R28-801-BHL	800	10,000(DC250V)	1.5	-	1000	10,000
	R28-102-BHL	1,000	10,000(DC500V)		-		
	R28-152-BHL	1,500			-		
	R28-242-BJL	2,400			AC1,250V 3s		
	R28-302-BKL	3,000			AC1,500V 60s		
	R28-362-BKL	3,600			AC1,800V 3s		
	R28-402-BKL	4,000			AC2,000V 60s		
	R28-452-BKL	4,500			AC3,000V 60s		
	R28-602-BRL	6,000					

\*2 Rated voltage AC125V: Approved if it is connected to UL approved varistor (V1.0mA≥270V, D≥φ 14mm).

\*3 Rated voltage AC250V: Approved if it is connected to UL approved varistor (V1.0mA≥470V, D≥φ 14mm).

Operating Temperature: -40~+90°C