



CRE, 3CRE, 6CRE SERIES

SPARK QUENCHER



Features

- Broad use in industrial applications.
- External mounting tab.
- 1/2 watt non-inductive, high pulse resistor.
- Three phase delta connection (3 CRE).
Three phase three line (6 CRE).



Safety Standard		File No.
UL	:UL60384-14	E47474
VDE	:IEC/EN 60384-14	128527


Applications

- Automatic machines and industrial machinery.

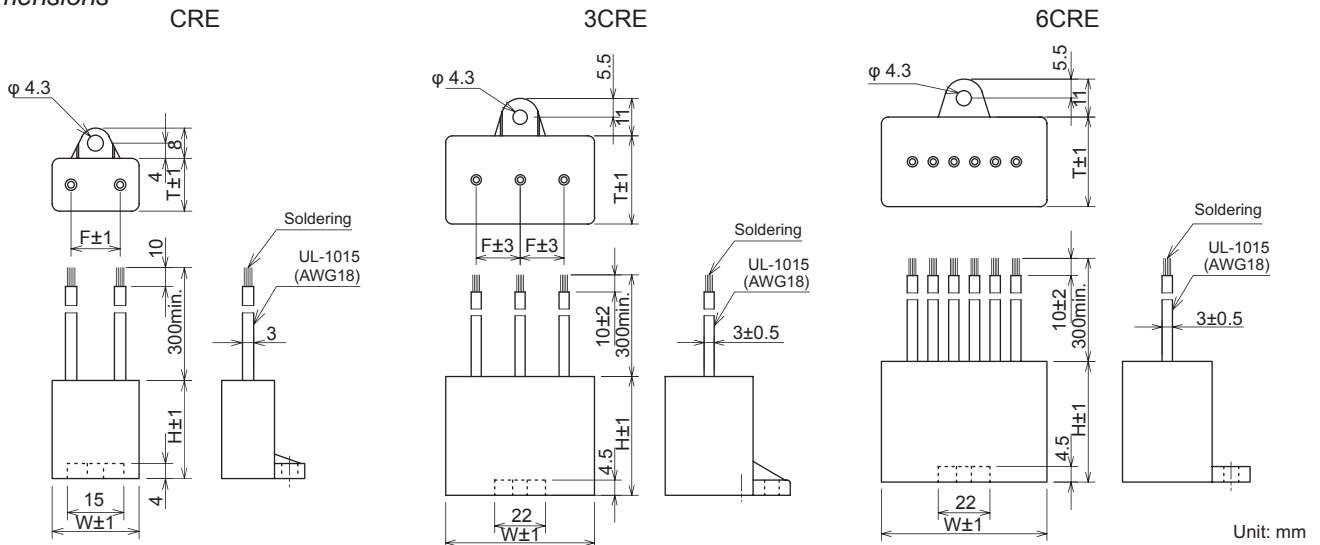
Model numbering system

Supported number	Series name	Capacitance	Resistance
None	1 Phase	10 0.1μF	201 200Ω
3	3 Phase	20 0.2μF	151 150Ω
6	3 Phase 3 Line	30 0.3μF	680 68Ω
		50 0.5μF	500 50Ω

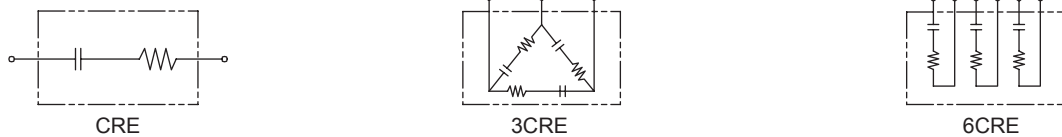
The combination of Resistance and Capacitance is shown in following chart.



Dimensions



Circuit



Electrical Specifications

Rated Voltage **250Vac**

Safety Standard	Class	Model Number	Capacitance μF±20%	Resistance Ω±30%	Dimensions				Pulse condition (max.)				Peak Pulse Voltage	Test Voltage	Insulation Resistance
					W	H	T	F	Peak to peak	Pulse width	Repetitive frequency	Pulse width (sec) x Frequency(Hz)			
	X2	CRE-10201	0.1	200(1/2W)	23	26	14	13	700V	50msec.	360Hz.	800V max.	Line to Line 625Vac 50/60Hz 60sec	Line to Line 10,000MΩ min.	
		CRE-20151	0.2	150(1/2W)											
		CRE-30680	0.3	68(1/2W)	25	32	16	15							
		CRE-50500	0.5	50(1/2W)											
		3CRE-30680*	0.3/1 phase	68 (1/2W) /1 phase	44	35	26	-		70msec.					
		3CRE-50500	0.5	50(1/2W)											
6CRE-50500	/1 phase	/1 phase	48					0.07	Line to Case 2,000Vac 50/60Hz 60sec	Line to Case 100,000MΩ min. (at 500Vdc)					

* 3CRE-30680 is not UL approved.

Operating Temperature: -40~+85°C