




RHCA4532 series is chip surge absorber for protection from indirect lighting surge, smaller and thinner than ceramic tube lead type, adaptable to high density surface mount technology. Impulse current capacity is 2,000A 8/20 μ s.



Safety Standard	File No.
UL :UL497B	E139599

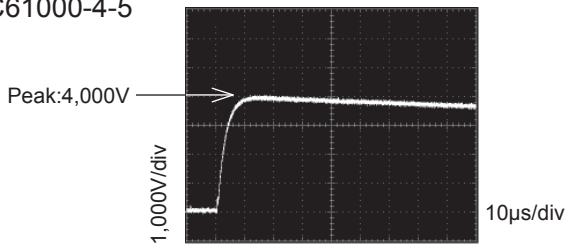
Features

- Chip surge absorber for protection from indirect lighting surge, adaptable for high density surface mount technology
- Usable for reflow / flow soldering
- Compliance with IEC61000-4-5, ITU-T
 1. Impulse current capacity 2,000A 8/20 μ s
 2. 10/700 μ s-4,000V
- Good impulse absorbency
- Small electrostatic capacity (Maximum 0.25pF)
- Embossed taping

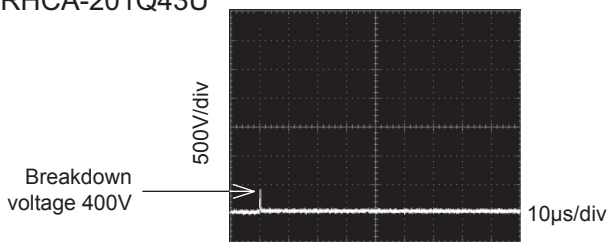


Impulse Absorption Characteristics

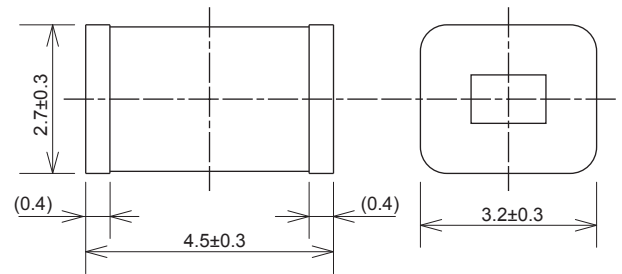
Impulse waveform 10/700 μ s-4,000V, IEC61000-4-5



RHCA-201Q43U

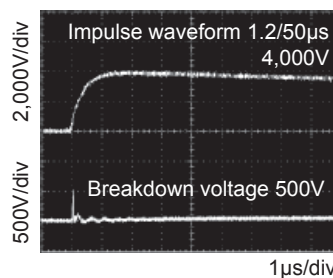


Dimensions

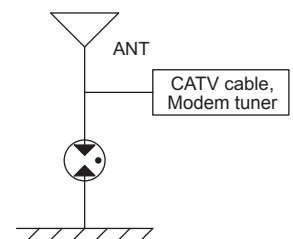


Unit: mm

Combination wave
1.2/50 μ s-8/20 μ s, 4,000V
IEC61000-4-5



Example



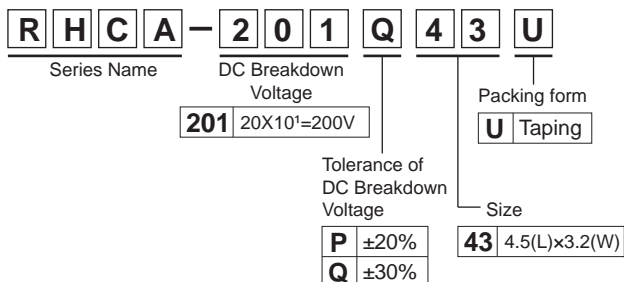
Electrical Specifications

Safety Standard	Model Number*1	DC Breakdown Voltage (V)	Insulation Resistance (M Ω) min.	Capacitance 1MHz (pF) max.	Impulse Life Test	Impulse Current Capacity *2	Impulse Withstanding Voltage Capacity *2
	RHCA-900□43U	90	1,000(DC50V)	0.25	8/20 μ s 100A 300 times	8/20 μ s, 2,000A (R=2 Ω) Positive/Negative 5 times	10/700 μ s 4,000V (R=25 Ω) Positive/Negative 5 times
	RHCA-201□43U	200	1,000(DC100V)				
	RHCA-301□43U	300					
	RHCA-351□43U	350					
	RHCA-401□43U	400					
	RHCA-401R43U*2	400 ⁺³⁰ ₋₁₇ %					
	RHCA-501□43U	500					
RHCA-601□43U	600						

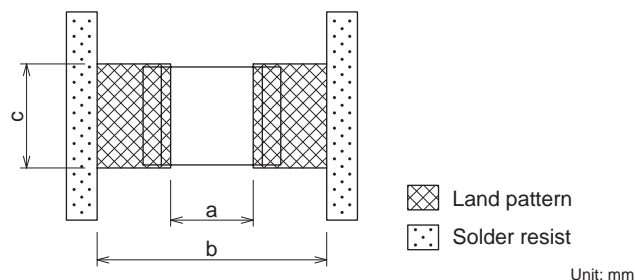
*1 □: Tolerance $\pm 20\%$ =P, Tolerance $\pm 30\%$ =Q
*2 Conforms to ITU-T K.20,K.21 Enhanced test
Operating Temperature: -20~+80°C



● Model numbering system

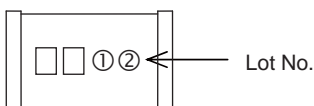


● Recommended Land Pattern(Typical value)



	Dimensions (mm)		
	a	b	c
Reflow Soldering	2.7	6.5 ~ 8.5	3.4
Flow Soldering	2.9	6.5 ~ 9.5	3.6

● Description of marking



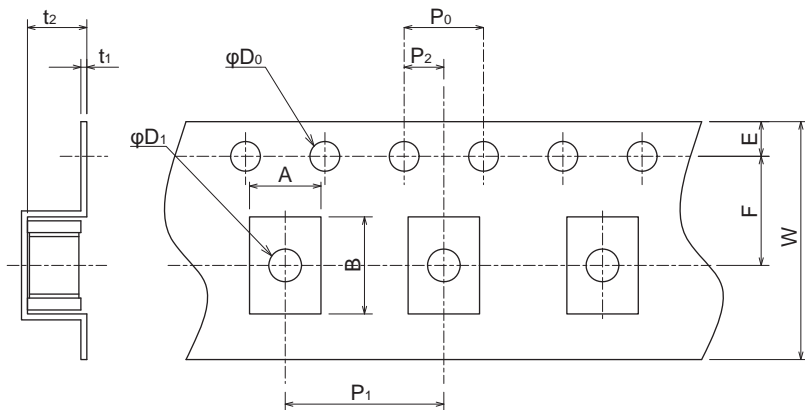
□□..... DC Breakdown Voltage(see below)

DC Breakdown Voltage Brevity Code	900	201	301	351	401	401(R)	501	601
Symbol	09	H2	H3	H3	H4	H4	H5	H6

[Lot No.] ①..... Identification of manufacture year
 eg.) 2016→6
 ②..... Manufacture month (see below)

Month	1	2	3	4	5	6	7	8	9	10	11	12
Symbol	A	B	D	E	F	G	H	J	K	L	M	N

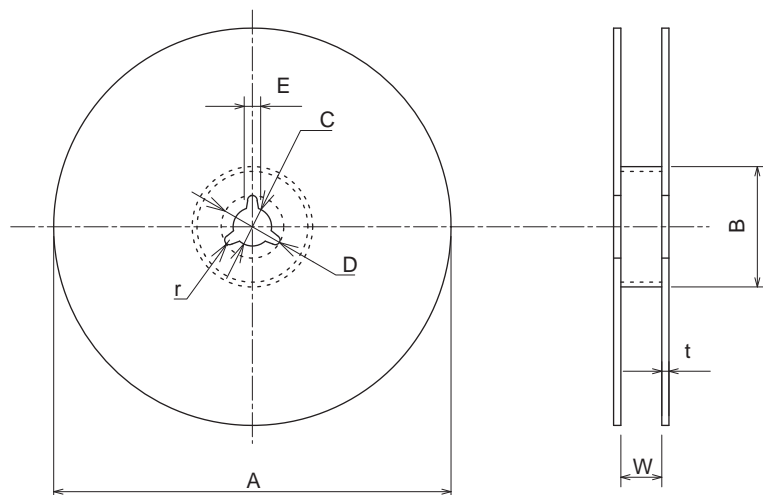
● Taping Dimensions



Unit: mm

Dimensions (mm)	
A	3.6±0.2
B	4.9±0.2
W	12.0±0.3
F	5.5±0.05
E	1.75±0.1
P1	8.0±0.1
P2	2.0±0.05
P0	4.0±0.1
D0	φ 1.5 ^{+0.1} ₋₀
D1	φ1.65±0.15
t1	0.30±0.1
t2	3.0±0.2

● Reel Dimensions (3,000pcs per one reel)



Unit: mm

Dimensions (mm)	
A	φ 330±2
B	φ 80±0.5
C	φ 13.0±0.5
D	φ 21±0.8
E	2.0±0.5
W	13.5 ^{+1.0} _{-0.5}
t	1.6±0.5
r	1.0