



Features

- Designed for 100Vac line.
- Large devices have isolated external mounting tab.
- Two lead style (bare wire or PVC lead).


Applications

- Suppressing noise occurring in automatic machines, office appliances and power source.

- Model numbering system

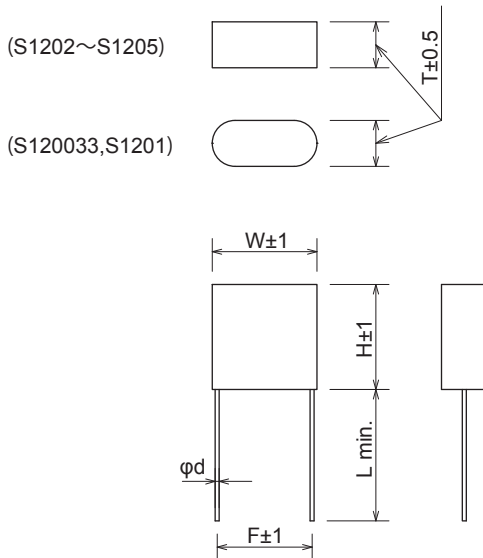
Series Name	Resistance	Capacitance
S Bare wire	1 2 0	033 0.033μF
SB Flex PVC wire		1 0.1μF
		2 0.2μF
		3 0.3μF
		5 0.5μF

- Circuit

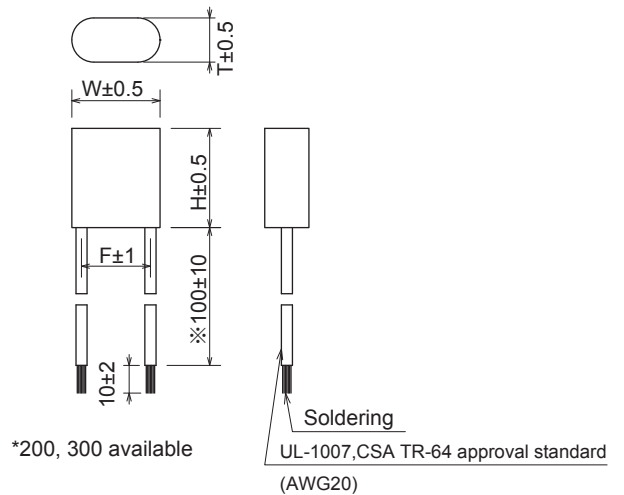


- Dimensions

S series (Bare wire)



SB series (Flex PVC wire)



Unit: mm

Electrical Specifications

Rated Voltage **150Vac**

Model number	Capacitance μF±20%	Resistance Ω±30%	Dimensions (mm)						Pulse condition (max.)				Peak pulse voltage	Test voltage	Insulation resistance
			W	H	T	F	d	L	Peak to peak	Pulse width	Repetitive frequency	Pulse width (sec) x Frequency(Hz)			
S120033	0.033	120(1/4W)	16.0	16.0	7.0	14.5	0.6±0.05	20.0	650V max.	20msec.max.	120Hz. max.	3max.	700V	Line to Line 750Vdc or 375Vac 50/60Hz 60sec	Line to Case 10,000MΩ min.
S1201	0.1														
S1202	0.2														
S1203	0.3														
S1205	0.5	120(1/2W)	23.0	22.5	11.5	20.0	0.8±0.07	15.0	50msec.max.		0.5max.			Line to Case 1,500Vac 50/60Hz 60sec	Line to Case 100,000MΩ min. (at 500Vdc)
SB1201	0.1		16.0	18.0	8.0	12.5	-	-							
SB1202	0.2	120(1/4W)	19.0	23.0	8.5	15.0	-	-							

Operating Temperature: -40~+85°C